

Michigan's URC Alliance State Legislative Fact Sheet

In 2022, members of Michigan's University Research Corridor Alliance (University of Michigan, Michigan State University, and Wayne State University) employed 24,058 people on federally funded research grants.

- 4,228, or 17.6% were faculty members
- 9,857, or 41.0% were students

Top 5 Federal Research Funding Agencies, by Employment URC Universities, FY 2022

Agency	Employees	% Students
National Institutes of Health	10,430	32
National Science Foundation	4,918	53
Unspecified Federal Agency	2,293	30
Department of Education	1,896	65
Department of Defense	1,848	40

- 33.3% of employees on sponsored research projects at URC universities between 2018 and 2022 found work in the state of Michigan after leaving the university, earning an average of \$69,700 per year.
- The top Michigan industries for employees formerly working on sponsored research projects are Education, with an average yearly salary of \$62,900; Health Care, with an average yearly salary of \$62,500; and Information Technology, with an average yearly salary of \$87,700.



IRIS is a national consortium of research universities whose members receive approximately 40% of total federal academic research funding. IRIS produces reports and data to help understand, explain and improve higher education and research. For more, see iris.isr.umich.edu , email IRIS-info@umich.edu, or follow us at [linkedin/company/iris-um](https://www.linkedin.com/company/iris-um).

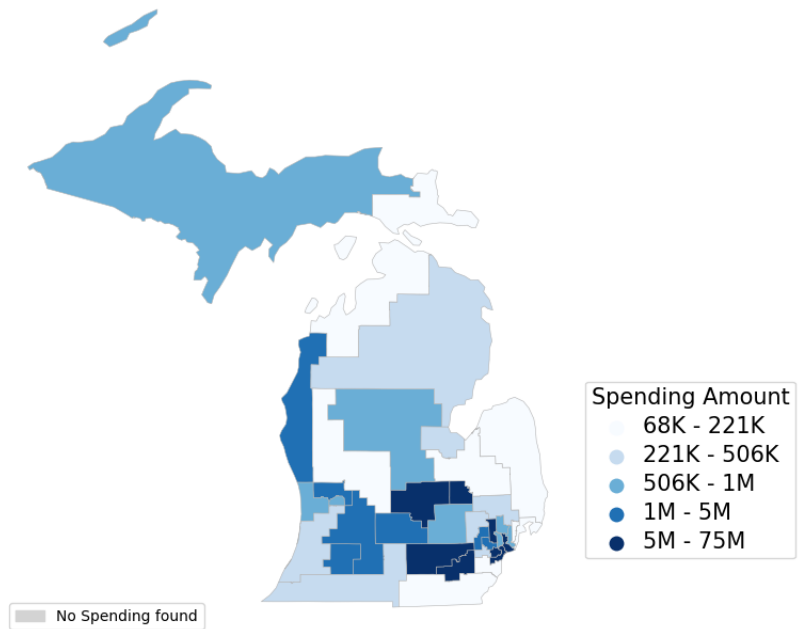
Citation: *State Legislative Fact Sheet, Institute for Research on Innovation and Science (IRIS), 2024*

This report was issued in March 2024.

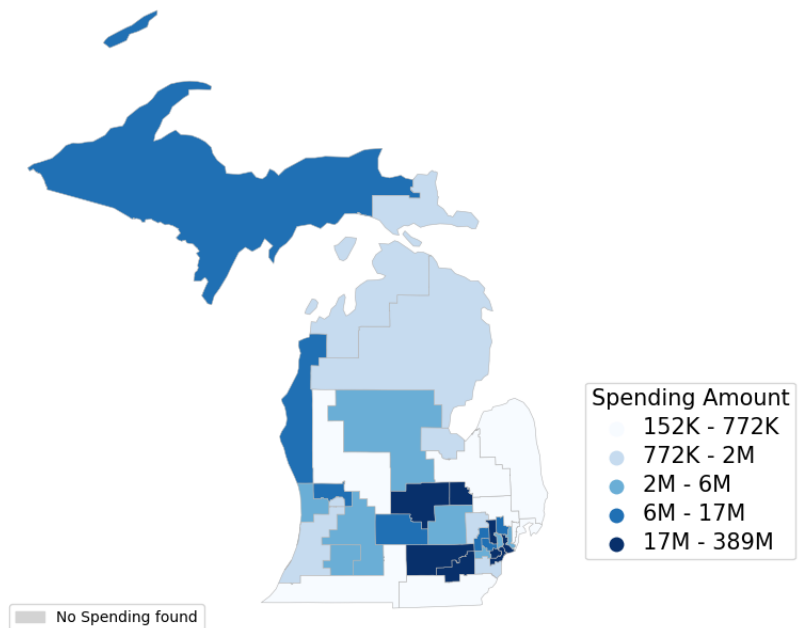
Spending on Research-Related Goods and Services from Sponsored Projects at URC Universities, Top 15 State Senate Districts (MI)

District		FY2022	FY2019-2022
State Senate District 3	Sen. Stephanie Chang	\$42,486,840	\$389,096,320
State Senate District 15	Sen. Jeff Irwin	\$75,257,744	\$293,193,380
State Senate District 2	Sen. Sylvia Santana	\$54,364,844	\$230,156,380
State Senate District 14	Sen. Sue Shink	\$40,352,240	\$130,415,624
State Senate District 7	Sen. Jeremy Moss	\$11,053,638	\$53,159,240
State Senate District 28	Sen. Sam Singh	\$17,923,582	\$51,724,020
State Senate District 1	Sen. Erika Geiss	\$4,974,656	\$17,011,276
State Senate District 27	Sen. John Cherry	\$4,893,628	\$16,938,694
State Senate District 21	Sen. Sarah Anthony	\$4,608,482	\$15,959,809
State Senate District 32	Sen. Jon Bumstead	\$3,015,386	\$10,289,447
State Senate District 13	Sen. Rosemary Bayer	\$2,895,601	\$8,867,766
State Senate District 30	Sen. Mark Huizenga	\$2,593,590	\$8,727,082
State Senate District 9	Sen. Michael Webber	\$721,920	\$7,869,525
State Senate District 38	Sen. Ed McBroom	\$1,305,120	\$6,734,454
State Senate District 6	Sen. Mary Cavanagh	\$1,579,124	\$6,191,544

Spending on Research-Related Goods and Services from Sponsored Projects at URC Universities, by State Senate District, FY 2022



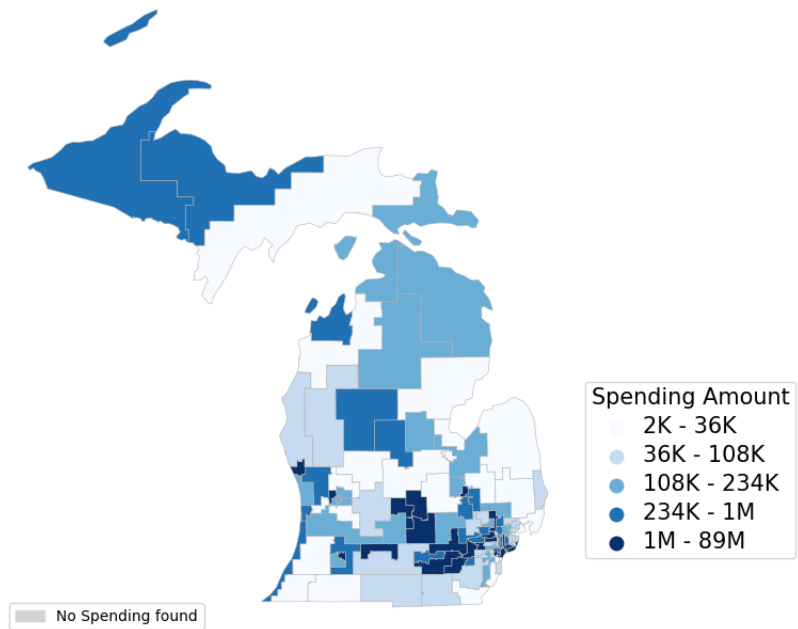
Spending on Research-Related Goods and Services from Sponsored Projects at URC Universities, by State Senate District, FY 2019-2022



Spending on Research-Related Goods and Services from Sponsored Projects at URC Universities, Top 15 State House/Assembly Districts (MI)

District		FY2022	FY2019-2022
State House District 23	Rep. Jason Morgan	\$89,468,576	\$349,429,570
State House District 9	Rep. Abraham Aiyash	\$28,353,640	\$342,102,600
State House District 3	Rep. Alabas Farhat	\$54,206,124	\$229,647,470
State House District 8	Rep. Mike McFall	\$14,559,992	\$49,100,132
State House District 48	Rep. Jennifer Conlin	\$12,242,124	\$41,133,484
State House District 54	Rep. Donni Steele	\$8,253,968	\$38,735,960
State House District 73	Rep. Julie Brixie	\$6,050,651	\$27,549,788
State House District 75	Rep. Penelope Tsernoglou	\$8,631,709	\$19,182,746
State House District 47	Rep. Carrie Rheingans	\$10,131,684	\$16,795,928
State House District 33	Rep. Felicia Brabec	\$2,856,810	\$12,836,286
State House District 70	Rep. Cynthia Neeley	\$3,788,015	\$11,515,498
State House District 74	Rep. Kara Hope	\$3,138,858	\$10,264,814
State House District 87	Rep. Will Snyder	\$2,756,754	\$9,858,336
State House District 77	Rep. Emily Dievendorf	\$4,528,829	\$9,406,303
State House District 1	Rep. Tyrone Carter	\$2,767,942	\$8,817,299

Spending on Research-Related Goods and Services from Sponsored Projects at URC Universities, by State House/Assembly District, FY 2022



Spending on Research-Related Goods and Services from Sponsored Projects at URC Universities, by State House/Assembly District, FY 2019-2022

